



Epidemiology Unit

Ministry of Health & Indigenous Medical Services

231, De Saram Place, Colombo 10, Sri Lanka

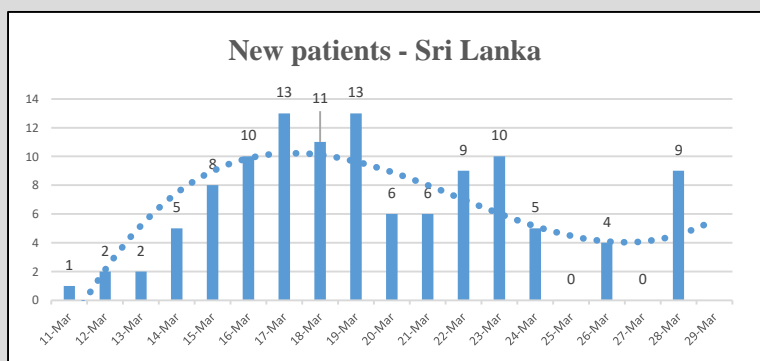
Tele: (+94 11) 2695112, 2681548, 4740490, 4740491, 4740492 Fax: (+94 11) 2696583 E-mail: chepid@slt.net.lk, epidunit@slt.net.lk Web: www.epid.gov.lk

Coronavirus disease 2019 (COVID-19) - Situation Report – 29.03.2020 – 10.00am

An outbreak of pneumonia of unknown reason was first reported on 31st December 2019 from Wuhan City in Hubei Province of China. On 7th Jan 2020, it was diagnosed as “Novel Corona Virus”. On 30/01, WHO has declared it as a Public Health Emergency of International Concern (PHEIC). On 11/02/2020 the WHO renamed the disease as COVID-19 and on 11/03/2020 declared as pandemic. The incubation period is reported as 2-14 days.

Local Situation

Total Number Confirmed	115*
Total Number Recovered	9
Total Number of Deaths	1
Confirmed and hospitalized - today 10am	104**
Suspected and hospitalized - today 10am	117#

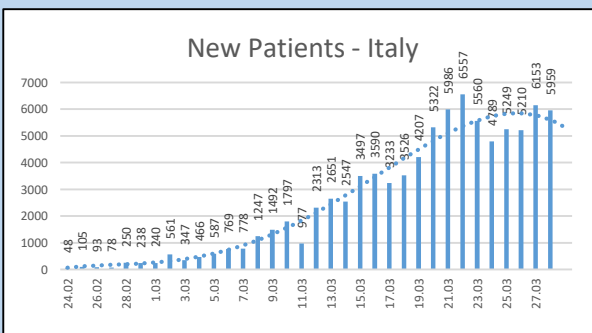
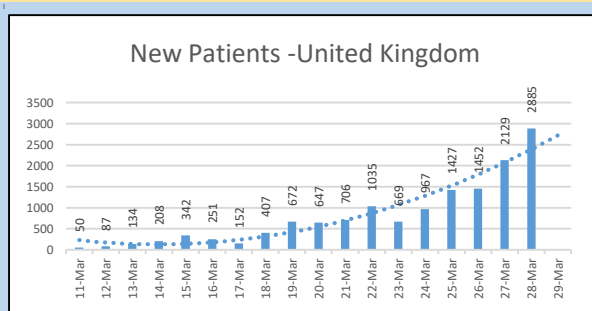
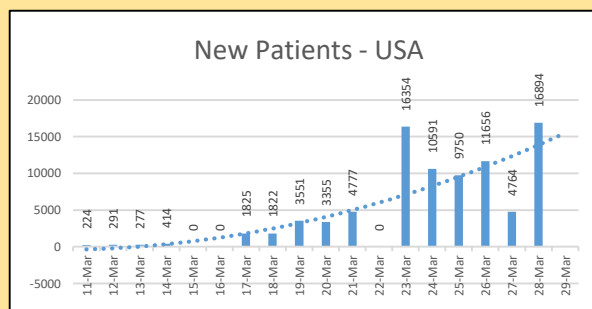
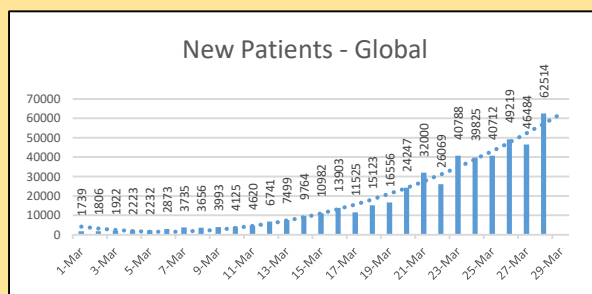


Details of COVID 19 diagnosed patients – Last 24H				
Number inward as at 28/03-10 am	COVID 19 Positive - last 24H	Recovered and discharged from the hospital - last 24H	Number of deaths - last 24H	Number inward as at 29/03-10 am
97	9	1	1	104**

	Inward Today 10am			Discharged during last 24H		
	SL	Foreign	Total	SL	Foreign	Total
NIID	92	2	94	1	0	1
BH Welikanda	9	0	9	0	0	0
Colombo East Base Hospital	1	0	1	0	0	0
Total	102	2	104**	1	0	1

Global Situation

- 571,678 – Laboratory_confirmed cases
 - 26,494 - deaths
 - Patients from 200 countries/territories
- Ref. WHO situation report - 28/03/2020



Total number of COVID -19 suspected patients – 117#

Hospital	Cumulative			Today 10am		
	SL	Forei.	Total	SL	Forei.	Total
NIID	481	74	555	10	0	10
NHSL	111	7	118	10	0	10
TH Ragama	124	2	126	5	0	5
TH Karapitiya	134	16	150	2	0	2
TH A'pura	52	2	54	3	0	3
TH Kurun.	125	1	126	6	0	6
TH Jaffna	27	1	28	0	0	0
NH Kandy	69	6	75	4	0	4
TH Battico.	25	0	25	0	0	0
DGH Gampaha	122	4	126	9	0	9
DGH Negombo	150	13	163	6	0	6
TH Rathn.	86	0	86	2	0	2
PGH Badulla	26	1	27	0	0	0
LRH	28	0	28	0	0	0
DMH	8	0	8	1	0	1
DGH Polon'wa	71	6	77	8	0	8
TH Kalubowila	18	0	18	0	0	0
Castle St TH	9	0	9	0	0	0
BH Ham'thota	60	1	61	1	0	1
BH Mona'gala	24	0	24	1	0	1
BH Welikanda	44	1	45	22	1	23
DGH Kaluthara	102	0	102	5	0	5
Chest H. Welisara	6	0	6	2	0	2
Colombo East Base Hospital	1	0	1	1	0	1
BH Homagama	32	1	33	16	1	17
Dr Neville F. Ho	4	0	4	1	0	1
Total	Incorrect to total as transfers counts in both the institutions			115	2	117#

Source : Epidemiology Unit, Disease Surveillance System

District Distribution of Confirmed Patients

DISTRICT	Count
COLOMBO	29
KALUTARA	17
PUTTALAM	11
GAMPAHA	10
RATNAPURA	3
KURUNEGALA	1
GALLE	1
KEGALLE	1
BATTICOLOA	1
BADULLA	1
JAFFNA	1
MATARA	1
KANDY	1
MATALE	0
NUWARAELIYA	0
HAMBANTOTA	0
KILINOCHCHI	0
MANNAR	0
VAVUNIA	0
MULLATIVU	0
AMPARA	0
TRINCOMALEE	0
ANURADHAPURA	0
POLONNARUWA	0
MONERAGALA	0
KALMUNAI	0
QUARANTINE CENTERS	34
FOREIGNERS	3
Total	115*