



Epidemiology Unit

Ministry of Health & Indigenous Medical Services

231, De Saram Place, Colombo 10, Sri Lanka

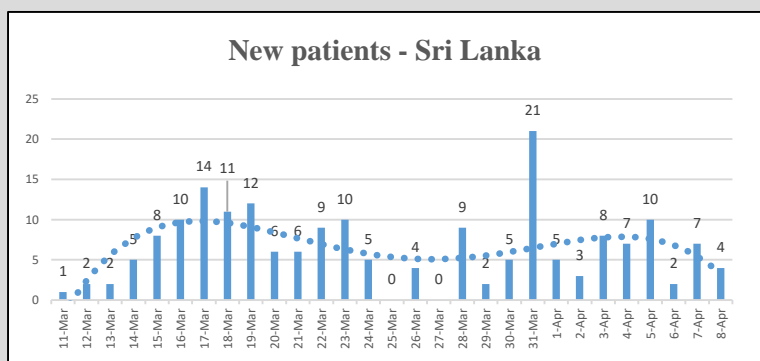
Tele: (+94 11) 2695112, 2681548, 4740490, 4740491, 4740492 Fax: (+94 11) 2696583 E-mail: chepid@stnet.lk, epidunit@stnet.lk Web: www.epid.gov.lk

Coronavirus disease 2019 (COVID-19) - Situation Report – 09.04.2020 – 10.00am

An outbreak of pneumonia of unknown reason was first reported on 31st December 2019 from Wuhan City in Hubei Province of China. On 7th Jan 2020, it was diagnosed as “Novel Corona Virus”. On 30/01, WHO has declared it as a Public Health Emergency of International Concern (PHEIC). On 11/02/2020 the WHO renamed the disease as COVID-19 and on 11/03/2020 declared as pandemic. The incubation period is reported as 2-14 days.

Local Situation

Total Number Confirmed	189*
Total Number Recovered	47
Total Number of Deaths	7
Confirmed and hospitalized - today 10am	135**
Suspected and hospitalized - today 10am	242#

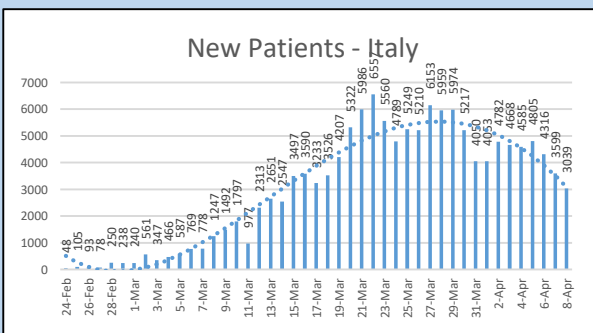
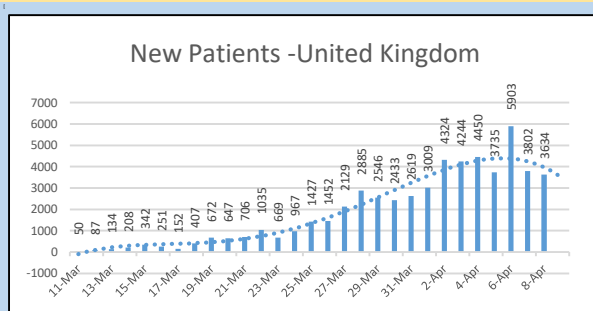
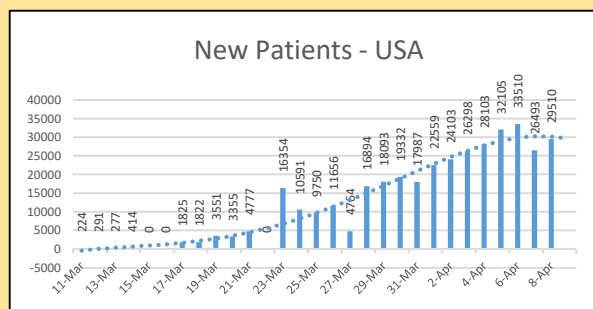
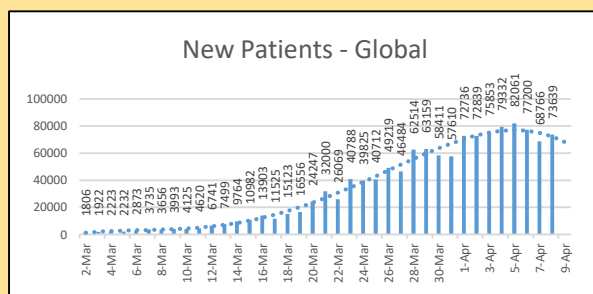


Details of COVID 19 diagnosed patients – Last 24H				
Number inward as at yesterday-10 am	COVID 19 Positive - last 24H	Recovered and discharged from the hospital - last 24H	Number of deaths - last 24H	Number inward as at today-10 am
138	3	5	1	135**

	Hospital distribution of COVID 19 diagnosed patients					
	Inward Today 10am			Discharged during last 24H		
	SL	Foreign	Total	SL	Foreign	Total
NIID	91	1	92	5	0	5
BH Welikanda	16	0	16	0	0	0
Colombo East Base Hospital	27	0	27	0	0	0
Total	134	1	135**	5	0	5

Global Situation

- 1,353,361 – Laboratory_confirmed cases
 - 79,235 - deaths
 - Patients from 210 countries/territories
- Ref. WHO situation report - 08/04/2020



Number of COVID -19 suspected patients –242#

Hospital	Total suspected up to now			Today 10am		
	SL	Forei.	Total	SL	Forei.	Total
NIID	590	74	664	10	0	10
NHSL	217	9	226	2	0	2
TH Ragama	301	4	305	25	0	25
TH Karapitiya	212	17	229	5	0	5
TH A'pura	143	2	145	1	0	1
TH Kurun.	183	1	184	15	0	15
TH Jaffna	59	1	60	3	0	3
NH Kandy	97	6	103	5	0	5
TH Battico.	57	0	57	4	0	4
DGH Gampaha	215	4	219	13	0	13
DGH Negombo	297	13	310	13	0	13
TH Rathn.	131	0	131	10	0	10
PGH Badulla	38	1	39	3	0	3
LRH	37	0	37	0	0	0
DMH	20	0	20	1	0	1
DGH Polon'wa	125	6	131	3	0	3
TH Kalubowila	75	0	75	4	0	4
Castle St TH	20	0	20	1	0	1
BH Ham'thota	117	1	118	5	0	5
BH Mona'gala	50	0	50	3	0	3
BH Welikanda	52	1	53	21	0	21
DGH Kaluthara	222	0	222	16	0	16
Chest H. Welisara	11	0	11	1	0	1
Colombo East Base Hospital	15	0	15	3	0	3
BH Homagama	161	4	165	39	1	40
Dr Neville F. Ho	35	0	35	4	0	4
G.H. Chilaw	262	0	262	3	0	3
G.H. Matara	31	1	32	5	0	5
KDU Hospital	16	0	16	0	0	0
G.H. Vavunia	40	0	40	5	0	5
B.H. Marawila	23	0	23	3	0	3
S.J.Pura TH	172	0	172	15	0	15
Total	Incorrect to total as transfers counts in both the institutions			241	1	242#

Source : Epidemiology Unit, Disease Surveillance System

District Distribution of Confirmed Patients

DISTRICT	Count
COLOMBO	44
PUTTALAM	34
KALUTARA	26
GAMPAHA	16
KANDY	7
JAFFNA	7
RATNAPURA	5
KURUNEGALA	3
MATARA	2
GALLE	1
KEGALLE	1
BATTICOLOA	1
BADULLA	1
KALMUNAI	1
MATALE	0
NUWARAELIYA	0
HAMBANTOTA	0
KILINCHCHI	0
MANNAR	0
VAVUNIA	0
MULLATIVU	0
AMPARA	0
TRINCOMALEE	0
ANURADHAPURA	0
POLONNARUWA	0
MONERAGALA	0
QUARANTINE CENTERS	37
FOREIGNERS	3
Total	189*